


Entering 2nd Grade Summer Math Packet



Name: _____

Directions: Add or subtract.

1. $2 + 3 =$ _____

8. $5 + 2 =$ _____

2. $4 - 1 =$ _____

9. $9 - 3 =$ _____

3. $7 + 1 =$ _____

10. $8 - 2 =$ _____

4. $9 + 9 =$ _____

11. $3 + 3 =$ _____

5. $7 - 1 =$ _____

12. $10 - 7 =$ _____

6. $4 + 7 =$ _____

13. $4 - 4 =$ _____

7. $10 - 6 =$ _____

14. $5 + 6 =$ _____

Directions: Use addition and subtraction to write the fact family for each.

1.

9	5	4
---	---	---

$$\underline{\quad} + \underline{\quad} = \underline{\quad}$$

$$\underline{\quad} + \underline{\quad} = \underline{\quad}$$

$$\underline{\quad} - \underline{\quad} = \underline{\quad}$$

$$\underline{\quad} - \underline{\quad} = \underline{\quad}$$

2.

6	2	4
---	---	---

$$\underline{\quad} + \underline{\quad} = \underline{\quad}$$

$$\underline{\quad} + \underline{\quad} = \underline{\quad}$$

$$\underline{\quad} - \underline{\quad} = \underline{\quad}$$

$$\underline{\quad} - \underline{\quad} = \underline{\quad}$$

Directions: Find the sum.

1. $4 + 5 + 2 = \underline{\quad}$

2. $6 + 1 + 3 = \underline{\quad}$

3. $2 + 8 + 2 = \underline{\quad}$

4. $5 + 5 + 5 = \underline{\quad}$

5. $7 + 3 + 4 = \underline{\quad}$

6. $9 + 0 + 5 = \underline{\quad}$

$$\begin{array}{r} 7. \quad 4 \\ \quad 2 \\ + 1 \\ \hline \end{array}$$

$$\begin{array}{r} 8. \quad 6 \\ \quad 4 \\ + 3 \\ \hline \end{array}$$

$$\begin{array}{r} 9. \quad 3 \\ \quad 2 \\ + 1 \\ \hline \end{array}$$

$$\begin{array}{r} 10. \quad 3 \\ \quad 3 \\ + 1 \\ \hline \end{array}$$

$$\begin{array}{r} 11. \quad 8 \\ \quad 2 \\ + 0 \\ \hline \end{array}$$

$$\begin{array}{r} 12. \quad 5 \\ \quad 3 \\ + 2 \\ \hline \end{array}$$

Directions: Compare numbers: Use ($<$, $>$, or $=$) for each.

1. $19 \square 25$

2. $7 \square 17$

3. $43 \square 43$

4. $31 \square 13$

5. $30 \square 10$

6. $66 \square 86$

7. $2 \square 22$

8. $78 \square 78$

9. $19 \square 8$

10. $14 \square 33$

11. $60 \square 50$

12. $91 \square 91$

13. $11 \square 1$

14. $38 \square 39$

Directions: Think about the problem. Draw a picture. Write a number sentence to solve.

1. There are 6 squirrels in the tree.

1 more squirrel comes

How many squirrels are there in all?

___ ○ ___ ○ ___



2. There are 9 fish in the pond.

3 fish swim away.

How many fish are left?

___ ○ ___ ○ ___



3. There are 8 ants and 2 beetles.

How many more ants than beetles
are there?

___ ○ ___ ○ ___



4. 7 children are in the yard.

3 more children join them.

How many children are in
the yard now?

___ ○ ___ ○ ___

5. Sam has 10 stickers.

She gives her friend 6 of them.

How many stickers does she have left?

___ ○ ___ ○ ___

6. Sally has 4 apples.

Jim had 5 apples.

How many apples do they have in all?

___ ○ ___ ○ ___

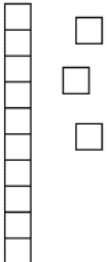
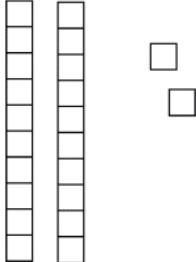
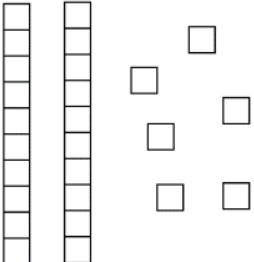
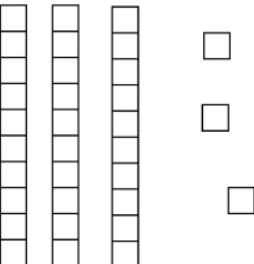
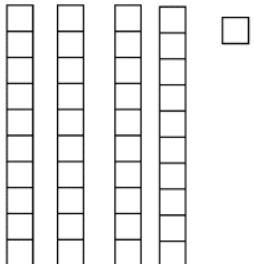
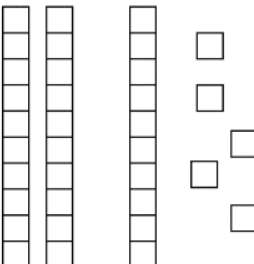
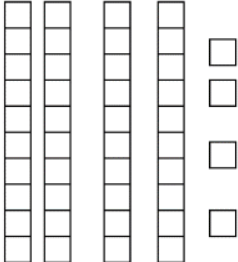

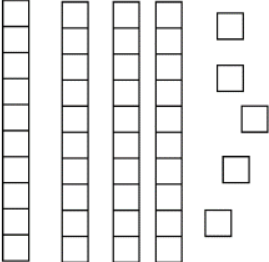
Name

Date



PLACE VALUE - TENS AND ONES 1

Count the number of squares in each box.
Remember to count the **TENS** first, then the **ONES**.

1) 	2) 	3) 
How many?	How many?	How many?
4) 	5) 	6) 
How many?	How many?	How many?
7) 	8) 	9) 
How many?	How many?	How many?

Directions: Find 10 more and 10 less.

1. _____ 20 _____

4. _____ 15 _____

2. _____ 59 _____

5. _____ 66 _____

3. _____ 80 _____

6. _____ 48 _____

7. Tim had 32 toy cars.
Matt has 10 less.
How many does Matt have?
_____ toy cars



8. Taylor has 3 dolls.
Ava has 10 more.
How many does Ava have?
_____ dolls



Name: _____

Date: _____

Two-Digit Addition and Subtraction No Regrouping (A)

$$\begin{array}{r} 79 \\ - 20 \\ \hline \end{array}$$

$$\begin{array}{r} 40 \\ + 30 \\ \hline \end{array}$$

$$\begin{array}{r} 79 \\ - 55 \\ \hline \end{array}$$

$$\begin{array}{r} 39 \\ + 10 \\ \hline \end{array}$$

$$\begin{array}{r} 95 \\ - 81 \\ \hline \end{array}$$

$$\begin{array}{r} 29 \\ + 10 \\ \hline \end{array}$$

$$\begin{array}{r} 46 \\ + 32 \\ \hline \end{array}$$

$$\begin{array}{r} 47 \\ - 20 \\ \hline \end{array}$$

$$\begin{array}{r} 65 \\ - 15 \\ \hline \end{array}$$

$$\begin{array}{r} 67 \\ + 31 \\ \hline \end{array}$$

$$\begin{array}{r} 24 \\ + 25 \\ \hline \end{array}$$

$$\begin{array}{r} 85 \\ - 11 \\ \hline \end{array}$$

$$\begin{array}{r} 47 \\ - 21 \\ \hline \end{array}$$

$$\begin{array}{r} 99 \\ - 10 \\ \hline \end{array}$$

$$\begin{array}{r} 73 \\ - 33 \\ \hline \end{array}$$

$$\begin{array}{r} 89 \\ - 30 \\ \hline \end{array}$$

$$\begin{array}{r} 54 \\ - 10 \\ \hline \end{array}$$

$$\begin{array}{r} 76 \\ - 12 \\ \hline \end{array}$$

$$\begin{array}{r} 47 \\ + 12 \\ \hline \end{array}$$

$$\begin{array}{r} 32 \\ - 12 \\ \hline \end{array}$$

$$\begin{array}{r} 59 \\ - 42 \\ \hline \end{array}$$

$$\begin{array}{r} 32 \\ + 54 \\ \hline \end{array}$$

$$\begin{array}{r} 88 \\ - 78 \\ \hline \end{array}$$

$$\begin{array}{r} 33 \\ + 50 \\ \hline \end{array}$$

$$\begin{array}{r} 58 \\ + 41 \\ \hline \end{array}$$

$$\begin{array}{r} 98 \\ - 30 \\ \hline \end{array}$$

$$\begin{array}{r} 65 \\ + 14 \\ \hline \end{array}$$

$$\begin{array}{r} 26 \\ - 12 \\ \hline \end{array}$$

$$\begin{array}{r} 86 \\ + 10 \\ \hline \end{array}$$

$$\begin{array}{r} 69 \\ - 24 \\ \hline \end{array}$$

$$\begin{array}{r} 68 \\ - 27 \\ \hline \end{array}$$

$$\begin{array}{r} 83 \\ - 22 \\ \hline \end{array}$$


$$\begin{array}{r} 36 \\ + 12 \\ \hline \end{array}$$


$$\begin{array}{r} 59 \\ - 23 \\ \hline \end{array}$$


$$\begin{array}{r} 89 \\ - 20 \\ \hline \end{array}$$


$$\begin{array}{r} 89 \\ - 50 \\ \hline \end{array}$$


Directions: Write the time for each clock.






















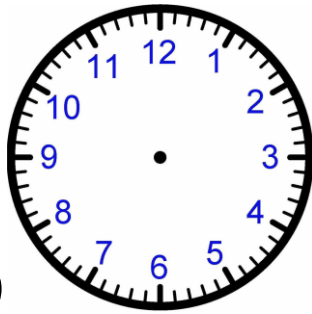
What time is it?

→ Directions: Write in the digital time.

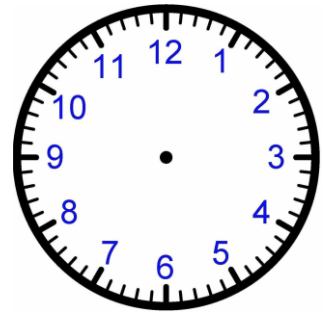


Directions: Draw the hands on the analog clock to show the time.

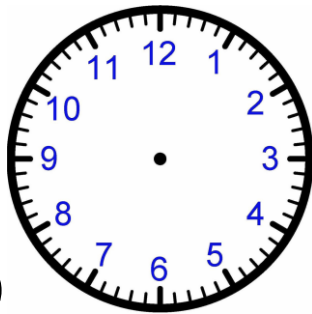
1. 10:00



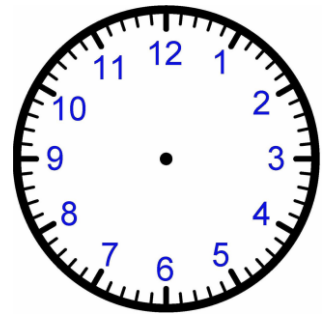
2. 1:30



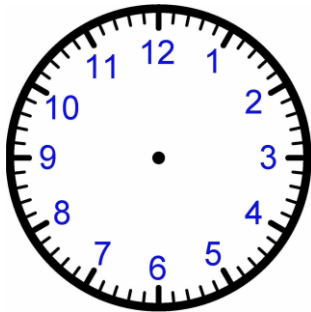
3. 6:00



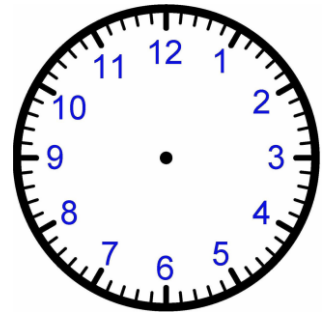
4. 9:30



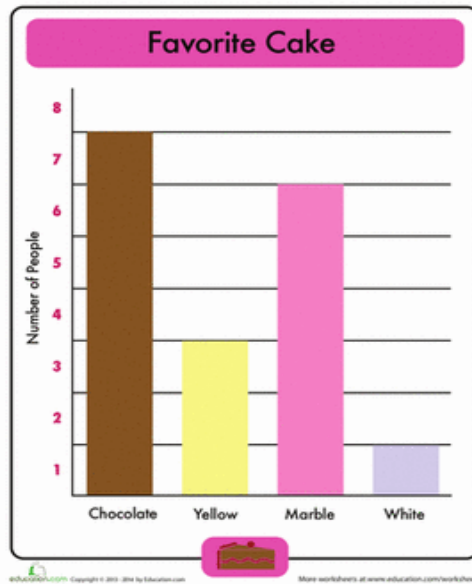
5. 5:30



6. 2:00



Directions: Use the graph to answer the questions.



1. How many people like chocolate cake? _____

2. How many more people like marble cake than yellow cake?

3. How many people like white and yellow cake in all? _____

4. Which cake do the people like most? _____

Directions: Use the graph to answer the questions.

	Favorite Zoo Animal
Bears	☆☆☆☆
Monkeys	☆☆☆☆☆☆
Parrots	☆☆
Elephants	☆☆☆

1. How many people like elephants and bears all together?

2. How many more people like monkeys than parrots?

3. How many people like bears? _____

4. Complete a tally chart to match the picture graph.

Zoo Animal	Tally
Bears	
Monkeys	
Parrots	
Elephants	

Directions: Draw and write to complete the chart.

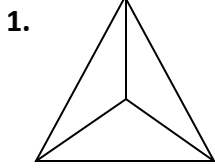
Shape	Draw	Number of straight sides	Number of vertices
hexagon			
rectangle			
square			
trapezoid			
triangle			

Directions: Answer the following questions about shapes.

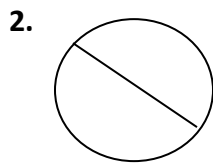
1. How many  make a  ? _____

2. How many  make a  ? _____

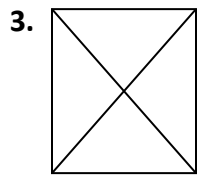
Write the number of EQUAL parts.



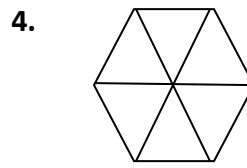
_____ equal parts



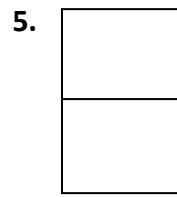
_____ equal parts



_____ equal parts

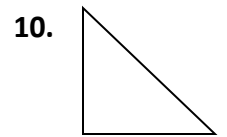
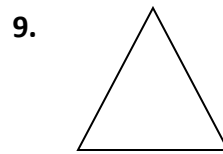

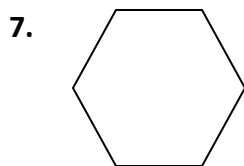



_____ equal parts



_____ equal parts

Draw a line to show one half.



Write the number of items that are shaded.



_____ out _____ feet are shaded.



_____ out _____ cats are shaded.



_____ out _____ dogs are shaded.



_____ out _____ flowers are shaded.

ANSWER KEY

Page 1:

5, 3, 8, 18, 6, 11, 4, 7, 6, 6, 6, 3, 0, 11

Page 2:

1.) $4+5=9$, $5+4=9$, $9-5=4$, $9-4=5$

2.) $2+4=6$, $4+2=6$, $6-2=4$, $6-4=2$

Page 3:

11, 10, 12, 15, 14, 14, 7, 13, 6, 7, 10, 10

Page 4:

$<, <, =, >, >, <, <, =, >, <, >, =, >, <$

page 5:

1.) $6+1=7$

2.) $9-3+6$

3.) $8-2=6$

Page 6:

4.) $7+3=10$

5.) $10-6=4$

6.) $4+5=9$

Page 7:

13, 22, 26, 33, 41, 35, 44, 50, 45

Page 8:

- | | | | |
|----------------|----------------|---------------|---------------|
| 1.) 10, 20, 30 | 2.) 49, 59, 69 | 3.) 70,80, 90 | 4.) 5, 15, 25 |
| 5.) 56, 66, 76 | 6.) 38, 48, 58 | 7.) 22 | 8.) 13 |

Page 9:

Row 1: 59,70,24,49,14,39

row 2: 78,27, 50, 98, 49, 74

row 3: 26, 89, 40, 59, 44, 64

row 4: 59, 20, 17, 86, 10, 83

row 5: 99, 68, 79, 14, 96, 45

row 6: 41, 61, 48, 36, 69, 39

Page 10:

row 1: 2:00, 6:00, 5:00

row 2: 7:00, 3:00, 9:00

Page 11:

row 1: 2:30, 9:30, 11:30

row 2: 10:30, 4:30, 12:30

row 3: 8:30, 6:30, 5:30

Page 12: Please check to make sure the hands are drawn to the correct hour and minute.

Page 13: 7, 3, 4, chocolate

Page 14: 7,4,4, Please check the tally marks match the picture graph at the top.

Page 16:

hexagon: 6,6

rectangle: 4,4

square: 4,4

trapezoid: 4,4

triangle:3,3

2

2

Page 17:

3,2,4,6,2

6-10: please make sure all shapes are divided into two equal parts.

3 out of 5

5 out of 7

1 out of 3

2 out of 4